Ölçünüzü birlikte bulalım.

Yazdırırken ‘gerçek boyut / %100’ seçin; ‘sayfaya sığdır’ ya da ölçeklendirme kullanmayın.
Türkiye ölçüsü yaklaşık olarak iç çevre (mm) − 40. İki ölçü arasında kalırsanız büyüğü seçin.

1 Önce doğrulayın

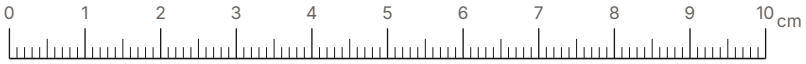

Bu çizgi cetvelinizle tam 100 mm olmalı. Kısa ya da uzunsa yazıcı ayarlarını kontrol edip yeniden yazdırın.

2 Size uyan bir yüzüğünüz varsa

Yüzüğü dairelerin üzerine koyun: çizgi, yüzüğün iç kenarında tam görünmelidir. Daire içeride kalıyorsa bir büyüğe bakın.

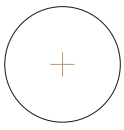

8
Ø 15,28 mm · EU 48 · US 4½

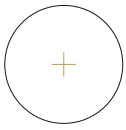

9
Ø 15,60 mm · EU 49 · US 5

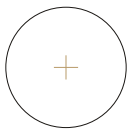

10
Ø 15,92 mm · EU 50 · US 5¼

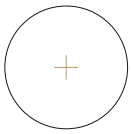

11
Ø 16,23 mm · EU 51 · US 5¾

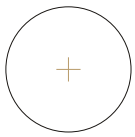

12
Ø 16,55 mm · EU 52 · US 6

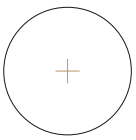

13
Ø 16,87 mm · EU 53 · US 6½

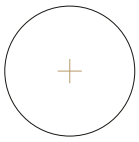

14
Ø 17,19 mm · EU 54 · US 6¾

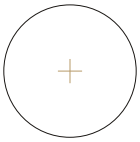

15
Ø 17,51 mm · EU 55 · US 7¼

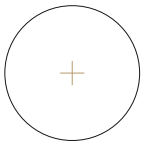

16
Ø 17,83 mm · EU 56 · US 7½

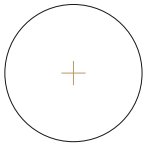

17
Ø 18,14 mm · EU 57 · US 8

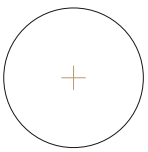

18
Ø 18,46 mm · EU 58 · US 8½

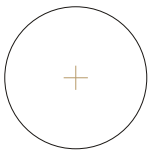

19
Ø 18,78 mm · EU 59 · US 8¾

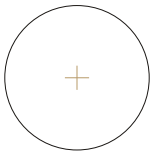

20
Ø 19,10 mm · EU 60 · US 9¼

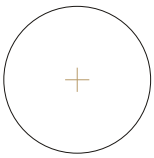

21
Ø 19,42 mm · EU 61 · US 9½

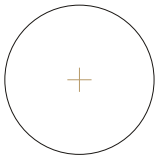

22
Ø 19,74 mm · EU 62 · US 10

3 Yüzüğünüz yoksa: ölçü şeridi

Şeridi kesin, parmağınızın dibine sarın ve ok işaretli ucun denk geldiği çizgideki ölçüyü okuyun. Şerit sıkmamalı, boğumdan geçebilmeli.



kesin

Ölçüler yaklaşıktır. Kesin ölçü için Korupark butiğimizde ölçünüzü birlikte alalım.

Korupark AVM, Kat 3 No:160, Mudanya Yolu 9. km, 16150 Osmangazi / Bursa · 0224 241 77 11 · WhatsApp 0545 505 48 08 · mucevherexclusive.com